

NExPLAIN - A WEBSITE FOR NEW EDUCATION POLICY.

Shweta Chavan *Department of Electronics and Telecommunication), Engineering Thakur College of Engineering and Technology Mumbai, India*

Roshini Kini *Department of Electronics and Telecommunication), Engineering Thakur College of Engineering and Technology Mumbai, India*

ABSTRACT

Website for the New Education Policy and various needed resource for this new form of education. There are not many websites which clearly indicate every bit of changes in the education policy. Our website aims to help the locals with the new updates of the education policy 2020 with the help of infographics and attractive form of media, so that it becomes easier to understand. This website will be of great help to a large public right from student level to mentor level. The website contains various segments for various categories of education. We have added an faq section too, as well as question answer section to make it user-friendly. We have majorly made use of HTML and CSS codes.

Keywords— New education policy, NEP, HTML, CSS, infographics.

INTRODUCTION

The draft of new education policy of India was released first in the year 1986, by the government led by Mr. Rajiv Gandhi. The second-most renewal of the Education Policy was done in the year 2020, the current year, by the government led by Mr. Narendra Modi. The new education policy is highly appreciated by every citizen of India, because of the changes brought in this one. But the implementation of the system would be done in a couple of years. As of now there are many websites which are providing trivial information about the policy, but not even a single which provides complete information in a very user-friendly way. The government itself has released a document online which is in the .pdf

format, which, of course is not feasible to the general public due to the vast readings. The other websites, while the literature survey, were found out to be providing information on a single topic, without complete information in a nutshell. The locals would really love to access the information that they want in a very easy manner that won't take their much and space in their device as well. Hence, our group came up with the idea of providing a website to the locals which would not only give the complete information about the New Education Policy, but also have some creatives to attract the audience. The website would also have the link to the best website consisting of the latest news in it. We have also planned to schedule events once in a while, for which we have included the registration link in the website. The website would be subdivided into categories as per proposed by the government. The categories would have the 4 stages of the educational divisions. Clicking on each one of them, would lead to other page where the complete information would be provided. We have included the resource materials as well, separately for the categories as well. For any kind of queries, they can fill it up in the google forms provided to them on the website. The infographics are available for each of the category on the page. The website, as we hope, would be of great help to the general public to access all that they want about the new education policy.

PROBLEM STATEMENT

The problems identified were such that they were found to be solvable just by making a user-friendly website. The readers would really find it difficult if there were no website for providing the resource

materials. The users would have a lot many doubts, there should be a platform for the discussion of the same. The users would want a well-segregated, well-organized website, where they could easily find the personalized data. The existing, messed up form of data was not really appreciated.

MOTIVATION

Motivation of the project came from the pre-existing hefty websites about the new education policy. These hefty websites were so much cliché that we chose to make a website ourselves, which would have all the information required. The websites also didn't attract any public because of the monotonous piece of information. We hence got motivated to create all new website called 'NExplain' which would include infographics, the resource materials and many more interesting stuff.

LITERATURE SURVEY

A survey was conducted and the NEP 2020 was compiled in a pdf format of around 60 pages. In the National Education Policy 2020 proposed by, the Ministry of Human Resource Development, Government of India. The gaps identified were that, the pdf was *not user-friendly* at all. It only had most of the *authoritative* data in it which the user might avoid reading. The document was too lengthy and was written in a formal way, for the officials, which again, the user would wish to skip.

'A deeper look at India's New Educational Policy 2020' by Naina Elizabeth Matthew and Tim Zubizarreta gave a very little brief about the exact system of 5+3+3+4. It seemed to be more of *language oriented data*. Although it covered a few points regarding the benefits of the NEP 2020, it had too many loopholes. It mentioned the impact of NEP 2020 on the locals, which was pretty impressive. The gap found was lack of information.

The website New Education Policy 2020 (NEP 2020): Highlights and PDF Downloads by Usha, NoticeBard was found to be quite user-friendly. It had the perfect and precise information about the split up of the grades. The website also had a plus point in the matter that it had a pdf in Hindi language too. But the gap found was it did not explain anything about

the existing NEP and *did not even compare* the new NEP to the old one.

PROPOSED DESIGN

We tried connecting the public with the virtual world for the new education policy. We planned for making a user-friendly website, where the general public won't find it difficult to access the data easily. The website begins with a title page, which on clicking the title leads to the homepage. This home page has link to the best available site which has the relevant news about the current topics. The homepage also has a link to the marquee texted new events, which leads to a google forms for people to register themselves for the upcoming events. There would also be another page which again redirects the page to the index page. The home page was completely made with html and for styling the css was used and linked together. The index page has the main content, where we have linked the redirection to 4 categories, via buttons. This page also has a QnA and a FAQs buttons, which lead to google forms and a page respectively. The QnA has a google form which collects the queries of the readers and stores it for further help. The most asked queries would hence be displayed in the FAQs section along with the answers. There is another linked to index page, which provides guidelines to the teachers. This also has a back button, which will always take you to the home page. The index page has a direct link to the official pdf released by the government about the new education policy. Then we have the 4 categories, if we select the foundation stage, we have two buttons, one for the infographics, on clicking this button, we get the creative image of the foundation stage, which can also be downloaded and shared amongst others. The foundation page even has the button for resources, on clicking this button; we get all the links of the resource materials required for the foundation stage classes. On clicking the required link, one can download the pdf of the whole book. The foundation stage page also has the button which redirects to home page. You can select any of the pages from the middle, secondary and pre-primary stages to get the information regarding the particular grades. Every page of the website has a creative background added too!

The major objectives involved in project planning are listed as follows -

- To create a website that has all the required information about the new education policy, 2020.
- To add a lot of creatives in the website to attract more audience.
- To transfer the information in a pictorial way, which will be easier to understand.
- To help people understand and ask queries privately to us.
- To clear all the doubts of people by adding a FAQs section.
- To help people access the resource materials for free.

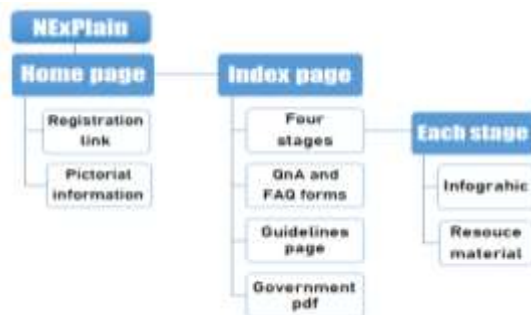


Figure 1: Data flow diagram

RESULT & DISCUSSIONS

This project aims to deliver the information on the new education policy in a more accessible, creative and user friendly format.



Figure 2: Title Page

The first page is a title page with our website name as shown in figure 2. On clicking on the name the

user is redirected to the home page. The name is animated using neon hue and it changes within 5 secs. This was done to gain interest of the users.

The next page is the homepage it has a register now marquee scrolling from left to right on top to draw the required attention on new event for which the user can register. It also has two buttons one leading to index page and the other to pictorial info.

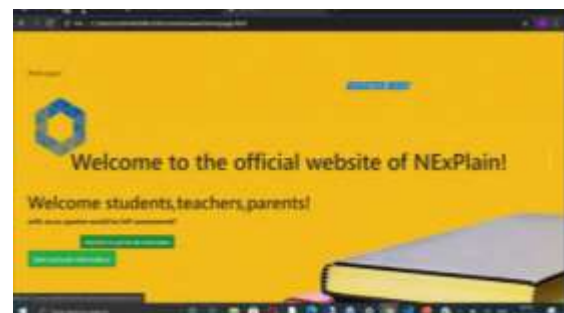


Figure 3: Home page

The index page is made quite user friendly and easy to navigate. It has eight buttons. The school education is divided into four stages as per the NEP. Similarly we have divided those stages in four different pages. A QnA Google form to take the queries and a FAQ page with all the solutions is linked. Guideline page and the official Government pdf are also linked via the buttons.



Figure 4: Index Page

The four pages of the different stages each consists of two buttons. One button opens a pop up container

which consists of all the resource materials for that particular stage. The other button gives an infographic designed for that stage. Both these contents are downloadable which will also allow the user to share it. The container also has an option to go back to home page directly or simply come back to index page.



Figure 5: Foundation stage

In figure 5 the various navigations in the foundation stage are shown. Similar to the foundation stage we have the preparatory stage, middle stage and secondary stage. Each with the same features. This segregation allows the user to access the information in a much faster and hassle free manner.

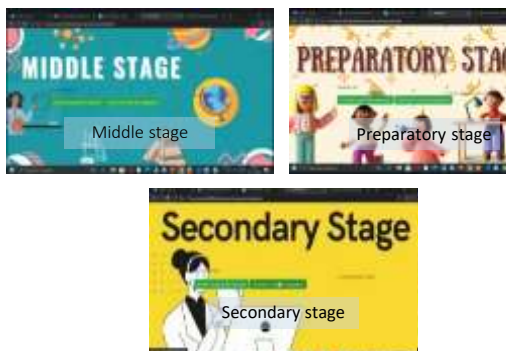


Figure 6: Glimpses of the other stages

To have an interaction with our users and to understand their queries or get a feedback we have a QnA section. The users can send us their questions or suggestions. We will respond to them privately or the most asked questions will be answered in the FAQ section

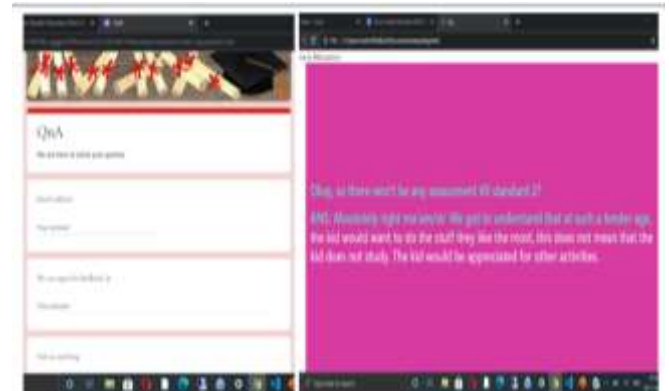


Figure 7: QnA and FAQ section

Finally we have a page to provide guidelines to the teachers. There are various people, who can benefit from this page like tuition teachers, aspiring teachers, amateur NGO volunteers and various big and small organizations. The text on this has a flip animation and the heading has a glamour effect.

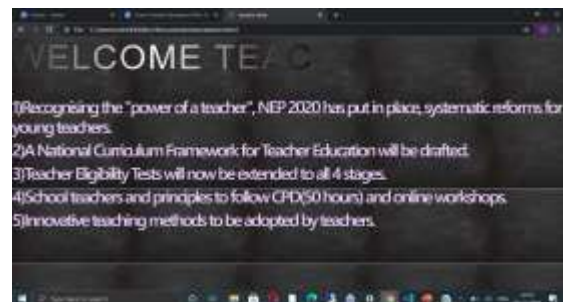


Figure 8: Guidelines page

CONCLUSION

The project was successfully implemented with all the necessary features. The main task was to make a site which is easy to navigate and understand by the audience. The use of various animation codes was done to draw the attention on certain links. It was not enough to just provide the information which already exists. So we also kept doubt solving section, and hosted zoom meets, provided new updates and a wide range of materials for every standard. The website caters to all kinds of users be it students, teachers or parents

REFERENCES

- I. https://www.google.com/search?q=geeksfor+geeks&rlz=1C1CHBF_enIN859IN859&og=q+eeks&aqs=chrome.1.69i57j0i433i457j0i433i3j0i433i2.2882j1j7&sourceid=chrome&ie=UTF-8
- II. https://www.google.com/search?rlz=1C1CHBF_enIN859IN859&sxsrf=ALeKk00YbUVVlkH_ye3xrmzjO2A4qN08Cq%3A1606118498949&ei=Ymy7X_3COcSE4-EPz96ByAI&q=tutorialspoint&og=tutorial&gs_lcp=CgZwc3ktYWIQARgAMqoIABCxAXDJAXBDMgclABCxAXBDMgUIABCxAziHCAAQsQMqQzIECAAQzICCAAYAggAMqQIABBDMgIIADICCAA6BwgjEOoCECc6BAgjECc6CAgAEMkDEJECogUIABCRAjoiCAAQsQMqgwE6CAguELEDEIMBOggILhDHARCjAjoOCC4QsQMqgwEQxwEQowI6CwguELEDEMcBEKMCogllLjoFCAAQyQM6BwgAEMkDEA06BAgAEA06BwgAEMkDEEM6CQgjECcQRhD5AToFCC4QsQNQqvMDWPu2BGC3xwRoFXABeACAAdsBiAHilJIBBiAuMjYuMpgBAKABAaoBB2d3cy13aXqwAQrAAQE&scient=psy-ab
- III. <https://disenowebakus.net/en/methodology-web-site-creation#navigation-structure>
- IV. Silvio Peroni, Angelo Di Lorio, Francesco Osborne, Andrea Giovanni Nuzzolese. Research Articles in Simplified HTML: A Web-first format for HTML-based scholarly articles.
[PeerJ Computer Science](#) 3(194):e132
DOI: [10.7717/peerj-cs.132](https://doi.org/10.7717/peerj-cs.132). International Journal of Computer Applications 179(46):49-53, October 2017